


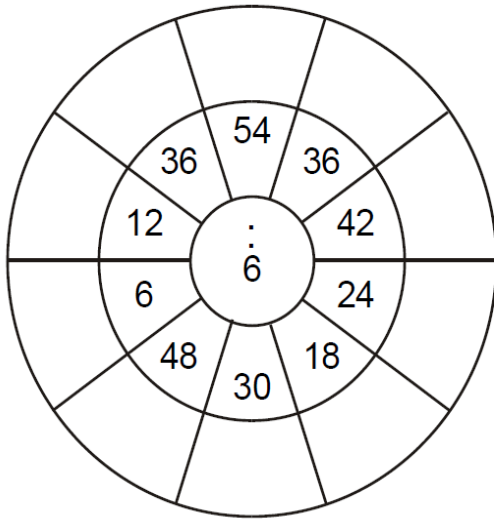
ΕΞΑΣΚΟΥΜΑΙ ΣΤΟΝ ΠΟΛΛΑΠΛΑΣΙΑΣΜΟ

| χ | 8 | 7 | 2 | 10 | 9 | 1 | 6 | 5 | 4 | 3 | 11 | 12 |
|----|---|---|---|----|---|---|---|---|---|---|----|----|
| 1 | | | | | | | | | | | | |
| 2 | | | | | | | | | | | | |
| 3 | | | | | | | | | | | | |
| 4 | | | | | | | | | | | | |
| 5 | | | | | | | | | | | | |
| 6 | | | | | | | | | | | | |
| 7 | | | | | | | | | | | | |
| 8 | | | | | | | | | | | | |
| 9 | | | | | | | | | | | | |
| 10 | | | | | | | | | | | | |
| 11 | | | | | | | | | | | | |
| 12 | | | | | | | | | | | | |

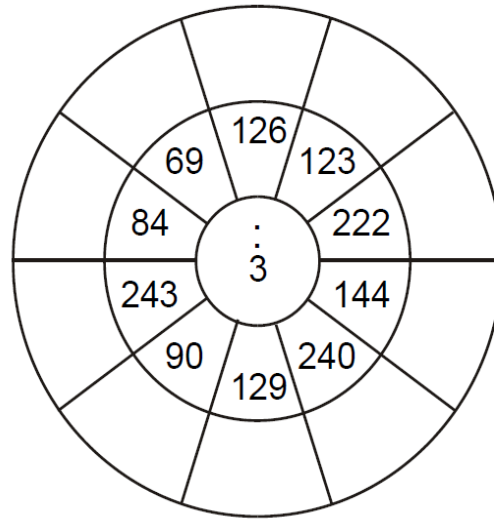
ΚΑΝΩ ΤΙΣ ΠΡΑΞΕΙΣ ΠΡΟΣΕΚΤΙΚΑ!!!

ΕΞΑΣΚΟΥΜΑΙ ΣΤΗ ΔΙΑΙΡΕΣΗ

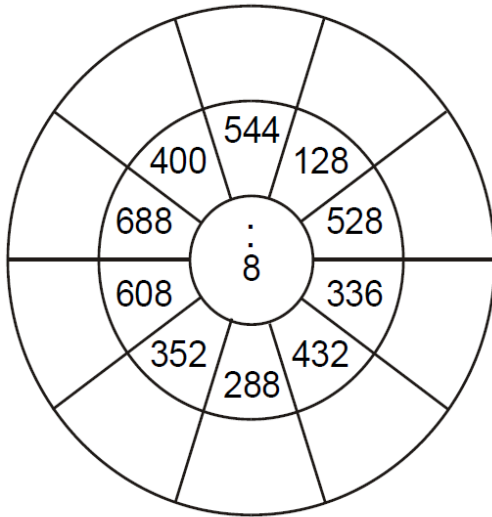
①



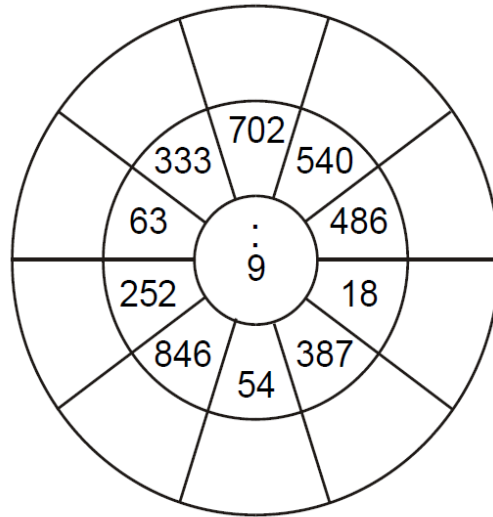
②




③



④



ΚΑΝΩ ΤΙΣ ΠΡΑΞΕΙΣ ΠΡΟΣΕΚΤΙΚΑ!!!



Νοερές Πράξεις Πρόσθεσης Αφαίρεσης - Αλγόριθμοι Πρόσθεσης Αφαίρεσης

1. Να υπολογίσεις το αποτέλεσμα.

$$\begin{array}{r} 358 \\ +237 \\ \hline \end{array}$$

$$\begin{array}{r} 446 \\ +383 \\ \hline \end{array}$$

$$\begin{array}{r} 486 \\ +178 \\ \hline \end{array}$$

$$\begin{array}{r} 659 \\ - 436 \\ \hline \end{array}$$

$$\begin{array}{r} 687 \\ - 459 \\ \hline \end{array}$$

$$\begin{array}{r} 196 \\ - 147 \\ \hline \end{array}$$

$$\begin{array}{r} 857 \\ - 484 \\ \hline \end{array}$$

$$\begin{array}{r} 800 \\ - 167 \\ \hline \end{array}$$

$$\begin{array}{r} 436 \\ + \dots\dots \\ \hline 674 \end{array}$$

$$\begin{array}{r} \dots\dots \\ - 345 \\ \hline 316 \end{array}$$

$125 + 54 =$

$315 - 116 =$

$76 - 38 =$

$103 + 37 =$

$81 - 29 =$

$715 - 109 =$

$412 + 35 + 118 =$

$435 + 114 + 65 =$




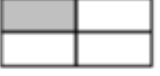



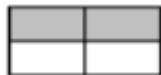







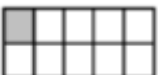





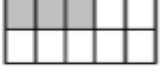











$567 + 132 =$

2. Να χρησιμοποιήσεις τη μαθηματική πρόταση που σου δίνεται, για να συμπληρώσεις τα κενά.











| | |
|--------------------------|--------------------------|
| $145 + 356 = 501$ | $946 - 389 = 557$ |
| $145 + \dots\dots = 541$ | $946 - \dots\dots = 552$ |
| $125 + 356 = \dots\dots$ | $946 - 289 = \dots\dots$ |
| $\dots\dots + 336 = 491$ | $\dots\dots - 379 = 547$ |

ΕΙΣΑΓΩΓΗ ΣΤΑ ΚΛΑΣΜΑΤΑ

1. Γράψε το σωστό κλάσμα.

| | | | | | | | |
|--|---------------|--|---|---|---|---|---|
|  | $\frac{2}{3}$ |  | — |  | $\frac{1}{2}$ |  |  |
|  | — |  | — |  |  |  |  |
|  | — |  | — |  |  |  |  |
|  | — |  | — |  |  |  |  |
|  | — |  | — |  |  |  |  |
| | | | |  |  |  |  |

2. Χρωμάτισε όσα λέει το κλάσμα.

| | | | |
|---|---------------|---|---------------|
|  | $\frac{1}{3}$ |  | $\frac{1}{4}$ |
|  | $\frac{4}{5}$ |  | $\frac{2}{5}$ |
|  | $\frac{2}{6}$ |  | $\frac{2}{3}$ |
|  | $\frac{2}{4}$ |  | $\frac{3}{5}$ |
|  | $\frac{3}{6}$ |  | $\frac{1}{2}$ |